

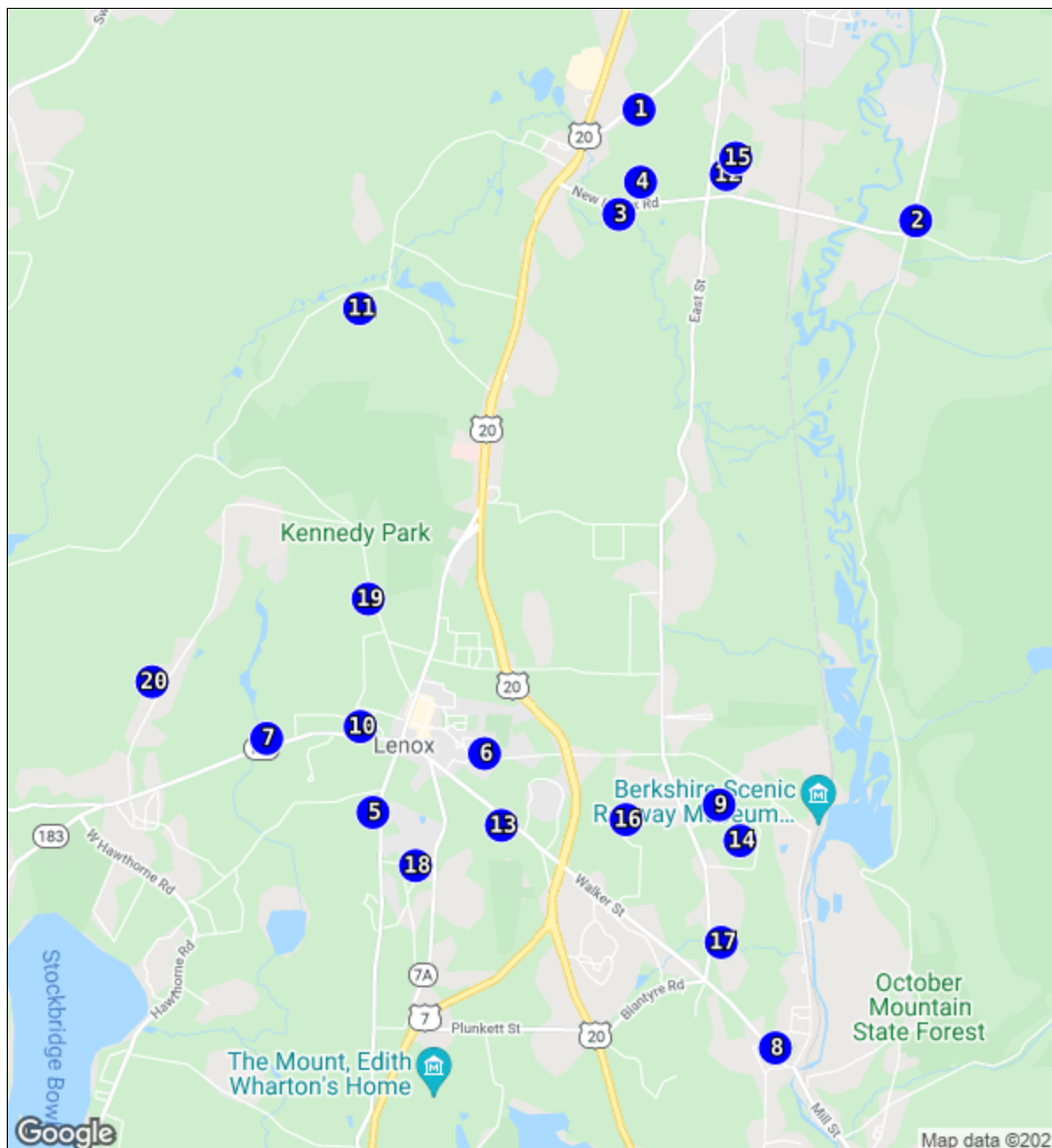


| | | Price / Status / MLS # | Property Type | List Price | Sq Ft Liv Apx | Total Bedrooms | Total Bathrooms |
|----|--|---|---------------|------------|---------------|----------------|-----------------|
| 1 |  | \$270,000 64 Holmes Rd Lenox, MA 01240 Closed / 234035 | Residential | 275,000 | 1,275 | 3 | 1 |
| 2 |  | \$365,000 12 East New Lenox Rd Lenox, MA 01240 Closed / 234021 | Residential | 349,000 | 1,246 | 3 | 1 |
| 3 |  | \$360,000 68 New Lenox Rd Lenox, MA 01240 Closed / 234770 | Residential | 349,000 | 1,416 | 3 | 2 |
| 4 |  | \$380,000 87 New Lenox Rd Lenox, MA 01240 Closed / 234086 | Residential | 395,000 | 1,275 | 3 | 2 |
| 5 |  | \$551,000 82 Old Stockbridge Rd Lenox, MA 01240 Closed / 234401 | Residential | 399,000 | 1,368 | 3 | 2 |
| 6 |  | \$439,000 131 Housatonic St Lenox, MA 01240 Closed / 234280 | Residential | 449,000 | 2,001 | 4 | 2 |
| 7 |  | \$420,000 140 West St Lenox, MA 01240 Closed / 233631 | Residential | 449,900 | 2,011 | 3 | 2 |
| 8 |  | \$499,000 501 Walker St Lenox, MA 01240 Closed / 234267 | Residential | 499,000 | 1,528 | 4 | 2 |
| 9 |  | \$529,000 35 Pine Knoll Rd Lenox, MA 01240 Closed / 234913 | Residential | 529,000 | 2,571 | 3 | 3 |
| 10 |  | \$583,000 42 West St Lenox, MA 01240 Closed / 234347 | Residential | 529,900 | 1,962 | 3 | 2 |
| 11 |  | \$600,000 35 Holiday Hill Lenox, MA 01240 Closed / 235021 | Residential | 599,000 | 1,098 | 2 | 2 |
| 12 |  | \$626,000 30 Westminster Rd Lenox, MA 01240 Closed / 233359 | Residential | 629,900 | 2,268 | 3 | 3 |
| 13 |  | \$685,000 180 Walker St Lenox, MA 01240 Closed / 233778 | Residential | 684,000 | 2,973 | 5 | 3 |
| 14 |  | \$770,000 16 Old Barn Rd Lenox, MA 01240 Closed / 234224 | Residential | 749,000 | 2,479 | 3 | 3 |

| | | Price / Status / MLS # | Property Type | List Price | Sq Ft Liv Apex | Total Bedrooms | Total Bathrooms |
|----|--|---|---------------|------------|----------------|----------------|-----------------|
| 15 |  | \$755,000 53 Galway Ct Lenox, MA 01240 Closed / 234291 | Residential | 749,000 | 3,036 | 4 | 3 |
| 16 |  | \$782,500 11 Westminster Rd Lenox, MA 01240 Closed / 233532 | Residential | 819,000 | 2,990 | 4 | 5 |
| 17 |  | \$885,000 54 Dunmore Ct Lenox, MA 01240 Closed / 234800 | Residential | 835,000 | 3,622 | 4 | 4 |
| 18 |  | \$1,350,000 36 East St Lenox, MA 01240 Closed / 234771 | Residential | 1,395,000 | 5,000 | 4 | 5 |
| 19 |  | \$1,500,000 3 Bishop Estate Rd Lenox, MA 01240 Closed / 234895 | Residential | 1,475,000 | 5,425 | 5 | 5 |
| 20 |  | \$1,500,000 117 Cliffwood St Lenox, MA 01240 Closed / 233544 | Residential | 1,585,000 | 2,992 | 4 | 4 |
| 21 |  | \$3,150,000 119 Under Mountain Rd Lenox, MA 01240 Closed / 231866 | Residential | 3,400,000 | 11,857 | 9 | 9 |

Information is deemed to be reliable, but is not guaranteed. © 2021 MLS and [FBS](#). Prepared by Tanya Shepardson on Wednesday, September 08, 2021 12:08 PM.



Legend

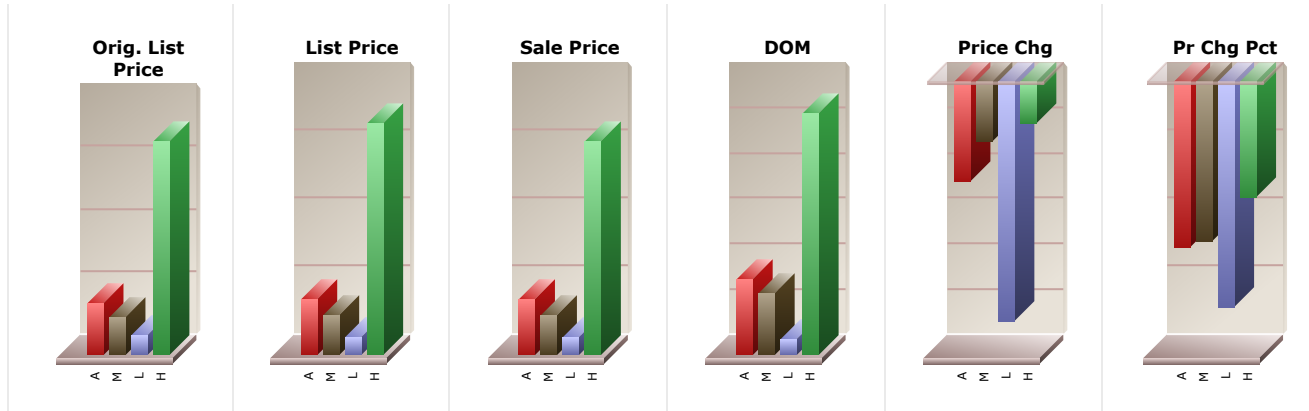
- | | |
|---|--|
| 1. 64 Holmes Rd, Lenox, MA 01240(234035) | 11. 35 Holiday Hill, Lenox, MA 01240(235021) |
| 2. 12 East New Lenox Rd, Lenox, MA 01240(234021) | 12. 30 Westminster Rd, Lenox, MA 01240(233359) |
| 3. 68 New Lenox Rd, Lenox, MA 01240(234770) | 13. 180 Walker St, Lenox, MA 01240(233778) |
| 4. 87 New Lenox Rd, Lenox, MA 01240(234086) | 14. 16 Old Barn Rd, Lenox, MA 01240(234224) |
| 5. 82 Old Stockbridge Rd, Lenox, MA 01240(234401) | 15. 11 Westminster Rd, Lenox, MA 01240(233532) |
| 6. 131 Housatonic St, Lenox, MA 01240(234280) | 16. 54 Dunmore Ct, Lenox, MA 01240(234800) |
| 7. 140 West St, Lenox, MA 01240(233631) | 17. 36 East St, Lenox, MA 01240(234771) |
| 8. 501 Walker St, Lenox, MA 01240(234267) | 18. 3 Bishop Estate Rd, Lenox, MA 01240(234895) |
| 9. 35 Pine Knoll Rd, Lenox, MA 01240(234913) | 19. 117 Cliffwood St, Lenox, MA 01240(233544) |
| 10. 42 West St, Lenox, MA 01240(234347) | 20. 119 Under Mountain Rd, Lenox, MA 01240(231866) |

Compare

| | Original Price | List Price | Sale Price | DOM | Price Chg | % Price Chg |
|---------------------|----------------|--------------|--------------|-----|------------|------------------|
| Volume | \$17,584,700 | \$17,143,700 | \$16,999,500 | | | |
| Average | \$837,367 | \$816,367 | \$809,500 | 83 | -\$110,250 | -12.18% |
| Median | \$599,000 | \$599,000 | \$600,000 | 68 | -\$65,500 | -11.79% |
| Low | \$330,000 | \$275,000 | \$270,000 | 17 | -\$264,000 | -16.67% |
| High | \$3,400,000 | \$3,400,000 | \$3,150,000 | 266 | -\$46,000 | -8.49% |
| Number of listings* | 21 w/Orig. Pr. | 21 | 21 sold | 21 | | 4 changed prices |

Legend

- Average
- Median
- Low
- High



* The number of listings in each column reflects how many listings are represented by the aggregate statistics (average, median, etc.). The statistics across any row of aggregate statistics may not all refer to the same listing.