







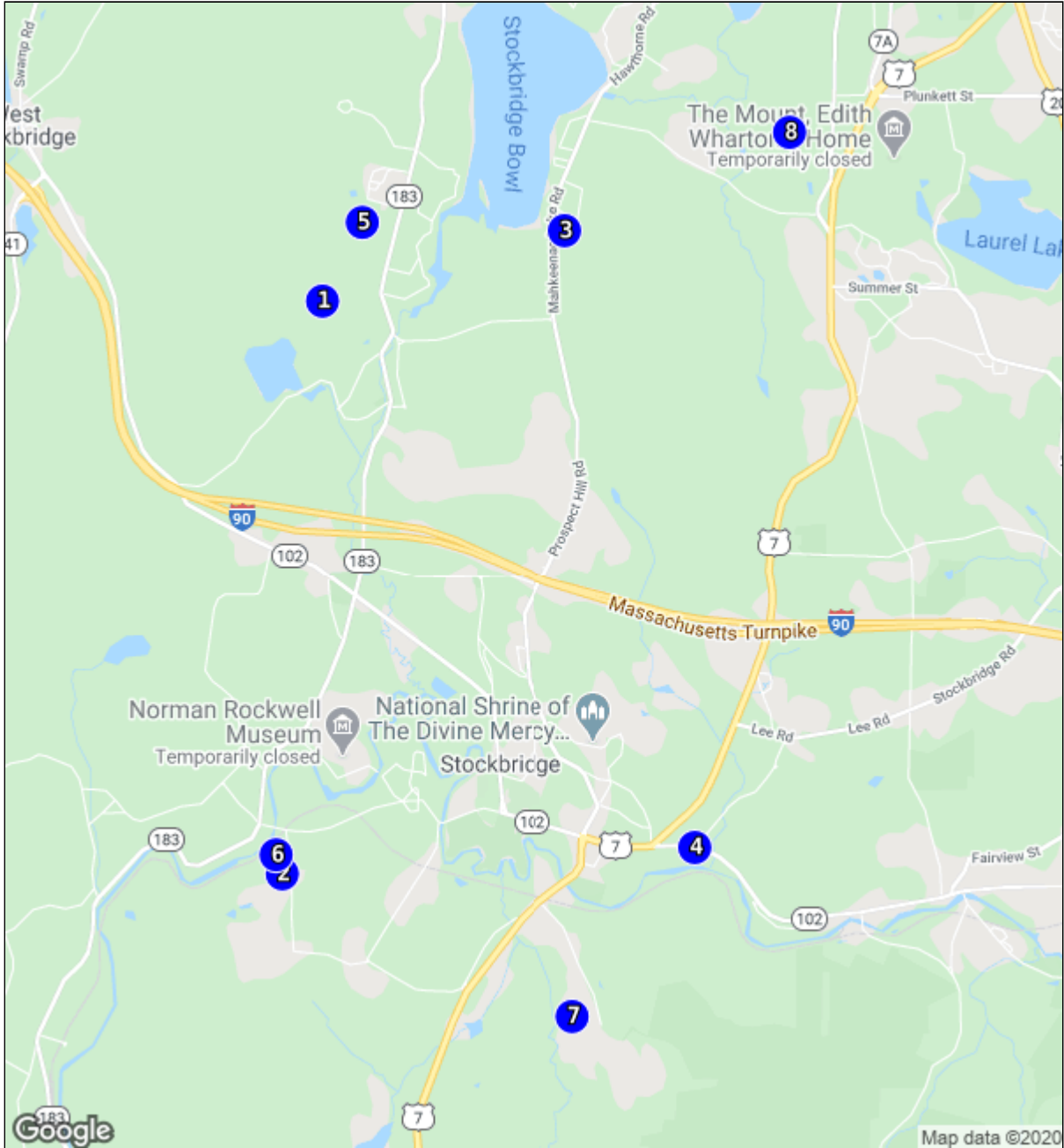


	Price / Status / MLS #	Property Type	List Price	Sq Ft Liv Apx	Total Bedrooms	Total Bathrooms
1	 \$262,000 12 Quiet Knoll Rd Stockbridge, MA 01262 Closed / 228513	Residential	259,900	3,110	5	4
2	 \$285,000 12A Castle Hill Rd Stockbridge, MA 01262 Closed / 225553	Residential	295,000	1,804	3	2
3	 \$247,000 3 Massasoit Rd Stockbridge, MA 01262 Closed / 228855	Residential	299,000	1,709	4	2
4	 \$315,000 78 East Main St Stockbridge, MA 01262 Closed / 228605	Residential	340,000	1,664	3	2
5	 \$570,000 1 Old Tree Farm Rd Stockbridge, MA 01262 Closed / 225524	Residential	575,000	2,799	3	3
6	 \$610,000 8 Castle Hill Rd Stockbridge, MA 01262 Closed / 226340	Residential	625,000	2,580	4	4
7	 \$1,250,000 14 Ice Glen Rd Stockbridge, MA 01262 Closed / 229326	Residential	1,300,000	3,656	5	4
8	 \$1,050,000 5 Stone Hill Rd Stockbridge, MA 01262 Closed / 224975	Residential	1,350,000	4,247	5	5


Information is deemed to be reliable, but is not guaranteed. © 2020 MLS and FBS. Prepared by Tanya Shepardson on Tuesday, June 30, 2020 8:00 PM.



Legend	
1. 12 Quiet Knoll Rd, Stockbridge, MA 01262(228513)	5. 1 Old Tree Farm Rd, Stockbridge, MA 01262(225524)
2. 12A Castle Hill Rd, Stockbridge, MA 01262(225553)	6. 8 Castle Hill Rd, Stockbridge, MA 01262(226340)
3. 3 Massasoit Rd, Stockbridge, MA 01262(228855)	7. 14 Ice Glen Rd, Stockbridge, MA 01262(229326)
4. 78 East Main St, Stockbridge, MA 01262(228605)	8. 5 Stone Hill Rd, Stockbridge, MA 01262(224975)

Compare

	Original Price	List Price	Sale Price	DOM	Price Chg	% Price Chg
Volume	\$5,399,900	\$5,043,900	\$4,589,000			
Average	\$674,987	\$630,487	\$573,625	323	\$-71,200	-11%
Median	\$495,000	\$457,500	\$442,500	339	\$-60,000	-9.4%
Low	\$295,000	\$259,900	\$247,000	50	\$-140,000	-18.76%
High	\$1,490,000	\$1,350,000	\$1,250,000	630	\$-21,000	-6.56%
Number of listings*	8 w/Orig. Pr.	8	8 sold	8		5 changed prices



* The number of listings in each column reflects how many listings are represented by the aggregate statistics (average, median, etc.). The statistics across any row of aggregate statistics may not all refer to the same listing.