










































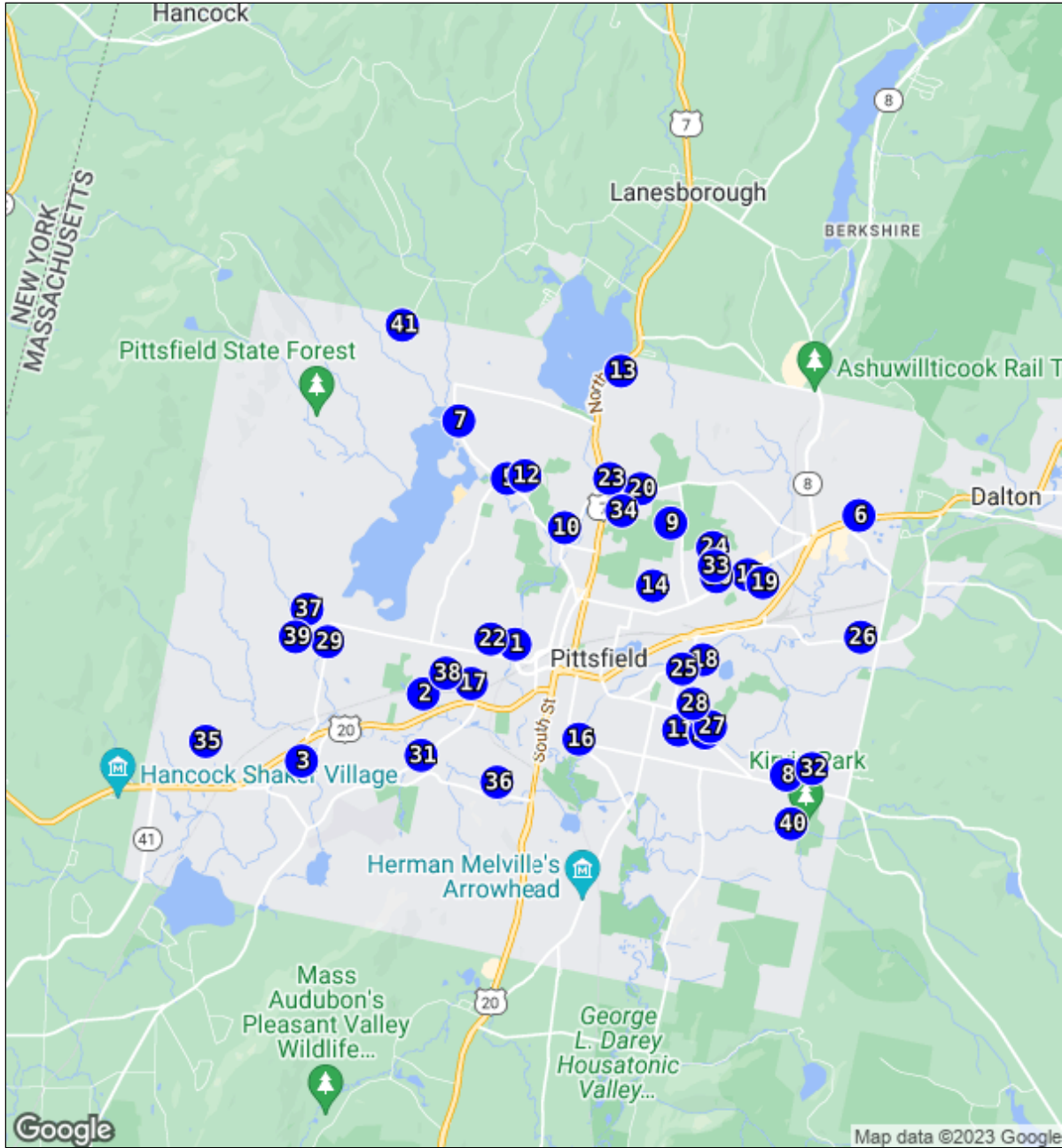
		Price / Status / MLS #	Property Type	List Price	Sq Ft Liv Apx	Total Bedrooms	Total Bathrooms
1		\$52,000 59 Dewey Ave Pittsfield, MA 01201 Closed / 239384 Status Change	Residential	80,000	1,120	3	1
2		\$92,500 217 Jason St Pittsfield, MA 01201 Closed / 240376	Residential	119,900	1,428	4	1
3		\$135,000 186 Lebanon Ave Pittsfield, MA 01201 Closed / 239042	Residential	145,000	1,404	5	2
4		\$160,000 406 Elm St Pittsfield, MA 01201 Closed / 239624	Residential	189,900	1,789	3	1
5		\$220,000 13 Vivian Ave Pittsfield, MA 01201 Closed / 240257	Residential	199,000	1,344	2	1
6		\$144,000 1073 Dalton Ave Pittsfield, MA 01201 Closed / 239731	Residential	199,900	1,816	4	1
7		\$211,000 33 Crown St Pittsfield, MA 01201 Closed / 240128	Residential	204,999	472	1	1
8		\$230,500 53 Bernard Ave Pittsfield, MA 01201 Closed / 240393	Residential	209,900	840	3	1
9		\$240,000 35 Crestview Dr Pittsfield, MA 01201 Closed / 240127	Residential	219,000	998	3	1
10		\$200,000 26 alcove St Pittsfield, MA 01201 Closed / 240060	Residential	219,000	1,256	3	1
11		\$235,000 27 Westover St Pittsfield, MA 01201 Closed / 240083	Residential	219,000	1,273	3	1
12		\$219,900 6 Louise St Pittsfield, MA 01201 Closed / 240112	Residential	219,900	960	2	1
13		\$244,000 46 Broadway St Pittsfield, MA 01201	Residential	224,000	720	1	1

		Price / Status / MLS #	Property Type	List Price	Sq Ft Liv Apx	Total Bedrooms	Total Bathrooms
		Closed / 240051					
14		\$230,000 35 Dickinson Ave Pittsfield, MA 01201 Closed / 240018	Residential	229,000	1,609	3	1
15		\$230,000 297 Connecticut Ave Pittsfield, MA 01201 Closed / 240077	Residential	229,900	750	2	1
16		\$260,000 42 Lowden St Pittsfield, MA 01201 Closed / 240110	Residential	229,900	1,170	3	2
17		\$195,000 46 Cecelia Ter Pittsfield, MA 01201 Closed / 239897	Residential	229,900	1,224	3	1
18		\$270,000 56 Pembroke Ave Pittsfield, MA 01201 Closed / 240053	Residential	235,000	1,800	3	3
19		\$244,000 234 California Ave Pittsfield, MA 01201 Closed / 239883	Residential	239,900	750	2	1
20		\$275,000 149 Crane Ave Pittsfield, MA 01201 Closed / 240187	Residential	249,000	1,500	4	1
21		\$233,000 453 Elm St Pittsfield, MA 01201 Closed / 240046	Residential	249,000	1,517	3	1
22		\$260,000 29 State St Pittsfield, MA 01201 Closed / 240296	Residential	249,900	1,152	3	1
23		\$301,500 15 Burke Ave Pittsfield, MA 01201 Closed / 239989	Residential	254,900	1,476	4	2
24		\$281,300 161 Allengate Ave Pittsfield, MA 01201 Closed / 240101	Residential	259,900	1,378	3	2
25		\$257,500 15 Longfellow Ave Pittsfield, MA 01201 Closed / 240120	Residential	265,000	1,152	2	1
26		\$279,000 1965 East St Pittsfield, MA 01201 Closed / 240048	Residential	269,900	1,034	3	1

		Price / Status / MLS #	Property Type	List Price	Sq Ft Liv Apx	Total Bedrooms	Total Bathrooms
27		\$310,000 42 Lillian St Pittsfield, MA 01201 Closed / 240004	Residential	269,900	1,273	3	2
28	 Status Change	\$291,500 64 Cleveland St Pittsfield, MA 01201 Closed / 240210	Residential	269,900	1,597	2	2
29		\$300,000 77 Fort Hill Ave Pittsfield, MA 01201 Closed / 239993	Residential	289,000	1,130	3	1
30		\$280,000 36 Brighton Ave Pittsfield, MA 01201 Closed / 240237	Residential	299,000	1,456	3	1
31		\$272,500 271 Barker Rd Pittsfield, MA 01201 Closed / 239512	Residential	299,900	1,008	3	1
32		\$300,000 79 Pine Grove Dr Pittsfield, MA 01201 Closed / 240667	Residential	300,000	1,754	3	
33		\$315,000 75 Somerset Ave Pittsfield, MA 01201 Closed / 240181	Residential	318,700	1,300	2	1
34		\$365,000 6 Bryan St Pittsfield, MA 01201 Closed / 240214	Residential	346,000	1,820	3	2
35		\$342,500 71 Shaker Ln Pittsfield, MA 01201 Closed / 239504	Residential	349,500	2,037	3	3
36		\$432,000 35 Morewood Dr Pittsfield, MA 01201 Closed / 240038	Residential	419,000	2,160	4	3
37		\$449,000 20 Churchill St Pittsfield, MA 01201 Closed / 240244	Residential	449,000	2,254	4	3
38		\$435,000 31 Trova Ter Pittsfield, MA 01201 Closed / 240059	Residential	449,000	2,494	3	3
39		\$750,000 3 Woodland Cir Pittsfield, MA 01201 Closed / 239987	Residential	680,000	3,959	4	4
40		\$750,000 8 Filomena Dr Pittsfield, MA 01201	Residential	739,900	4,166	5	4

		Price / Status / MLS #	Property Type	List Price	Sq Ft Liv Apx	Total Bedrooms	Total Bathrooms
		Closed / 240144					
41		\$1,150,000 1249 Churchill St Pittsfield, MA 01201 Closed / 239366	Residential	1,190,000	5,676	4	5

Information is deemed to be reliable, but is not guaranteed. © 2023 MLS and [FBS](#). Prepared by Tanya Shepardson on Monday, June 26, 2023 7:25 AM.




Legend	
1. 59 Dewey Ave, Pittsfield, MA 01201(239384)	22. 29 State St, Pittsfield, MA 01201(240296)
2. 217 Jason St, Pittsfield, MA 01201(240376)	23. 15 Burke Ave, Pittsfield, MA 01201(239989)
3. 186 Lebanon Ave, Pittsfield, MA 01201(239042)	24. 161 Allengate Ave, Pittsfield, MA 01201(240101)
4. 406 Elm St, Pittsfield, MA 01201(239624)	25. 15 Longfellow Ave, Pittsfield, MA 01201(240120)
5. 13 Vivian Ave, Pittsfield, MA 01201(240257)	26. 1965 East St, Pittsfield, MA 01201(240048)
6. 1073 Dalton Ave, Pittsfield, MA 01201(239731)	27. 42 Lillian St, Pittsfield, MA 01201(240004)
7. 33 Crown St, Pittsfield, MA 01201(240128)	28. 64 Cleveland St, Pittsfield, MA 01201(240210)
8. 53 Bernard Ave, Pittsfield, MA 01201(240393)	29. 77 Fort Hill Ave, Pittsfield, MA 01201(239993)
9. 35 Crestview Dr, Pittsfield, MA 01201(240127)	30. 36 Brighton Ave, Pittsfield, MA 01201(240237)

- | | |
|---|---|
| 10. 26 alcove St, Pittsfield, MA 01201(240060) | 31. 271 Barker Rd, Pittsfield, MA 01201(239512) |
| 11. 27 Westover St, Pittsfield, MA 01201(240083) | 32. 79 Pine Grove Dr, Pittsfield, MA 01201(240667) |
| 12. 6 Louise St, Pittsfield, MA 01201(240112) | 33. 75 Somerset Ave, Pittsfield, MA 01201(240181) |
| 13. 46 Broadway St, Pittsfield, MA 01201(240051) | 34. 6 Bryan St, Pittsfield, MA 01201(240214) |
| 14. 35 Dickinson Ave, Pittsfield, MA 01201(240018) | 35. 71 Shaker Ln, Pittsfield, MA 01201(239504) |
| 15. 297 Connecticut Ave, Pittsfield, MA 01201(240077) | 36. 35 Morewood Dr, Pittsfield, MA 01201(240038) |
| 16. 42 Lowden St, Pittsfield, MA 01201(240110) | 37. 20 Churchill St, Pittsfield, MA 01201(240244) |
| 17. 46 Cecelia Ter, Pittsfield, MA 01201(239897) | 38. 31 Trova Ter, Pittsfield, MA 01201(240059) |
| 18. 56 Pembroke Ave, Pittsfield, MA 01201(240053) | 39. 3 Woodland Cir, Pittsfield, MA 01201(239987) |
| 19. 234 California Ave, Pittsfield, MA 01201(239883) | 40. 8 Filomena Dr, Pittsfield, MA 01201(240144) |
| 20. 149 Crane Ave, Pittsfield, MA 01201(240187) | 41. 1249 Churchill St, Pittsfield, MA 01201(239366) |
| 21. 453 Elm St, Pittsfield, MA 01201(240046) | |

Search Statistics

Listings by Status



■ Active	0
■ Pending	0
■ Closed	41
■ Other	0
Total	41

Average, Median, Low and High Statistics

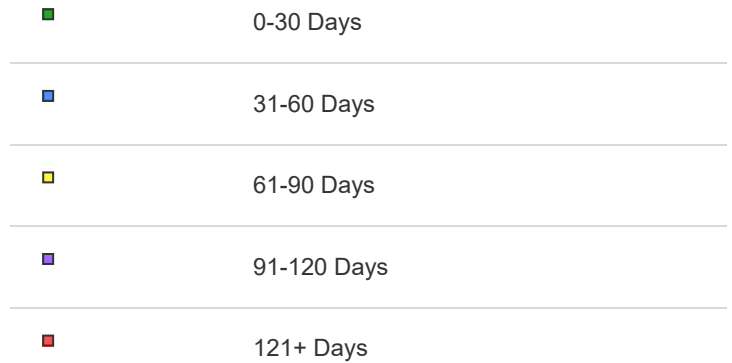
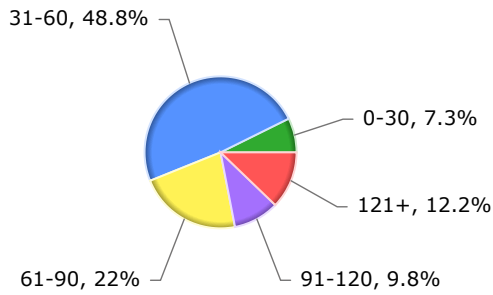
	Bdrms	Baths	Sq. Ft.	Original List Price	List Price	Sold Price	List Price per SqFt	Sold Price per SqFt	Sold / List Ratio	Sold / Original List Ratio	DOM / ADOM	Price Change \$
Average	3	1.7	1,610	\$305,722	\$300,232	\$303,480	\$198	\$201	100.09%	98.33%	75 / 75	\$-28,138 (-11.37%)
Median	3	1	1,378	\$249,000	\$249,000	\$260,000	\$189	\$199	101.37%	101.37%	57 / 57	\$-20,500 (-6.86%)
Low	1	1	472	\$119,900	\$80,000	\$52,000	\$71	\$46	65%	37.17%	- / -	\$-60,000 (-42.82%)
High	5	5	5,676	\$1,250,000	\$1,190,000	\$1,150,000	\$434	\$447	118.28%	118.28%	244 / 244	\$-9,100 (-3.55%)
Volume	-	-	-	\$12,534,599	\$12,309,499	\$12,442,700	-	-	-	-	-	-

Listings 41 40 41 41 41 41 41 41 41 41 8

Days on Market and Sold/List Ratios by Market Time

	0-30 Days	31-60 Days	61-90 Days	91-120 Days	121+ Days
Number of Listings	3	20	9	4	5
% of Total	7.32%	48.78%	21.95%	9.76%	12.20%
Average SP/LP	105.10	104.23	101.81	76.53	96.31
Average SP/OLP	105.10	103.80	100.96	68.61	91.42

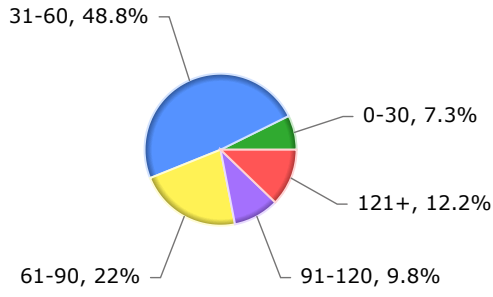
DOM by Market Time



Agent Days on Market and Sold/List Ratios by Market Time

	0-30 Days	31-60 Days	61-90 Days	91-120 Days	121+ Days
Number of Listings	3	20	9	4	5
% of Total	7.32%	48.78%	21.95%	9.76%	12.20%
Average SP/LP	105.10	104.23	101.81	76.53	96.31
Average SP/OLP	105.10	103.80	100.96	68.61	91.42

ADOM by Market Time



■	0-30 Days
■	31-60 Days
■	61-90 Days
■	91-120 Days
■	121+ Days